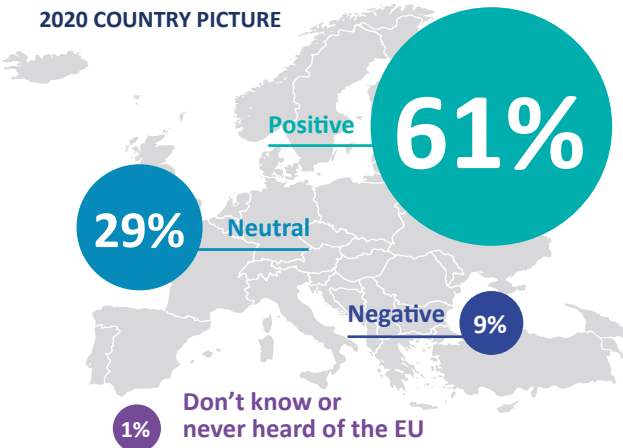


# PERCEPTIONS OF THE EUROPEAN UNION

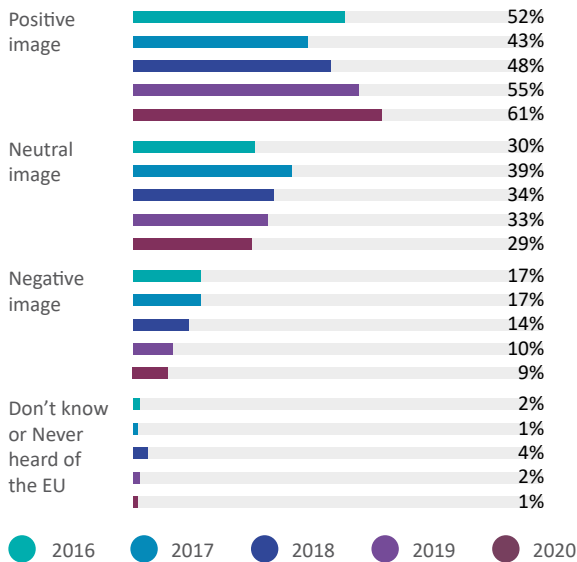
## Public Opinion in Republic of Moldova

### Do you have a positive, neutral or negative image of the EU?

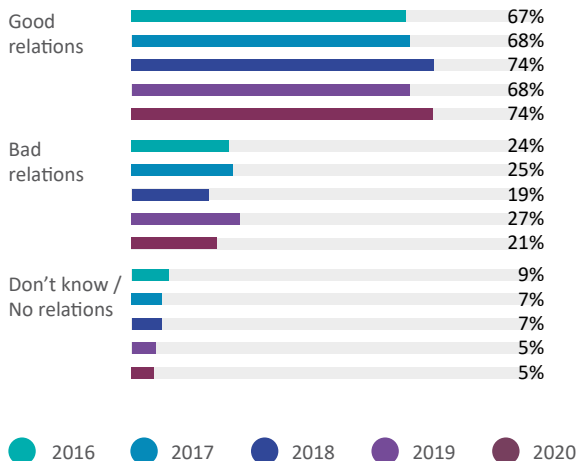
#### 2020 COUNTRY PICTURE



#### CHANGE OVER TIME: FROM 2016 TO 2020



### How would you describe the relations between the EU and your country?



#### VALUES ASSOCIATED WITH THE EU

##### Top 3 values

- Economic prosperity (82%)
- Human rights (79%)
- Freedom of religion (77%)

##### Lowest 3 values

- Honesty & Transparency (68%)
- Peace, security and stability (67%)
- Absence of corruption (57%)

#### PERSONAL VALUES

##### Top 3 values

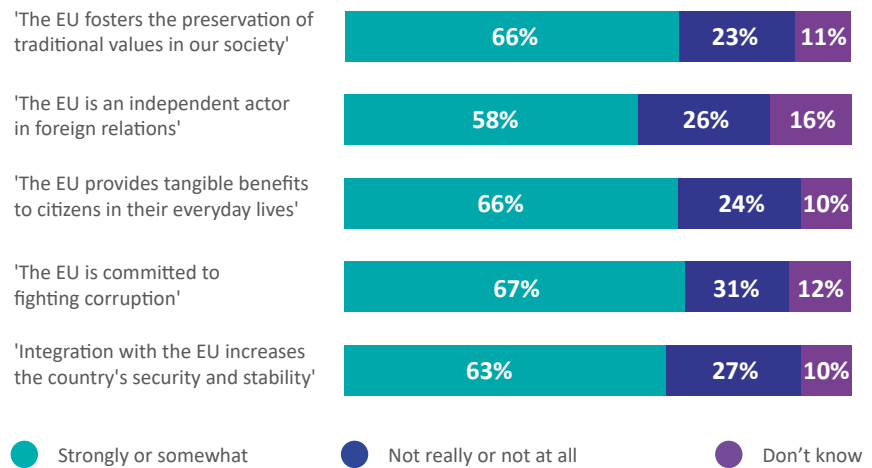
- Economic prosperity (52%)
- Absence of corruption (44%)
- Peace, security and stability (44%)

##### Lowest 3 values


- Freedom of religion (10%)
- Respect for other cultures/minorities (8%)
- Freedom of the media (5%)

Respondents were asked to choose and rank the three most important values from a list of 13 items.

### To what extent do you agree with the following statements about the EU?



### Trust towards the EU and other international institutions

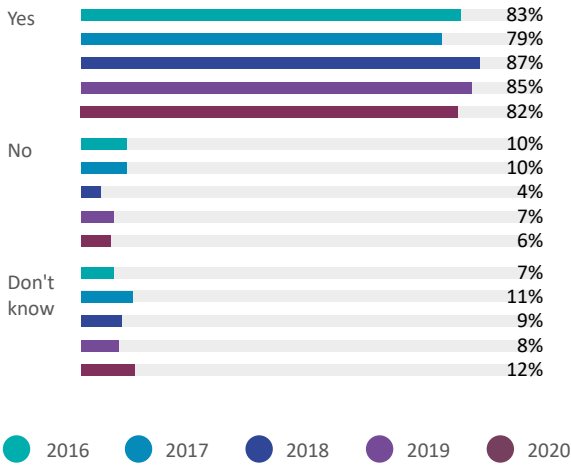


The EU continues to be the most trusted foreign institution, and findings are consistent with 2019.

# AWARENESS AND EFFECTIVENESS OF EU SUPPORT

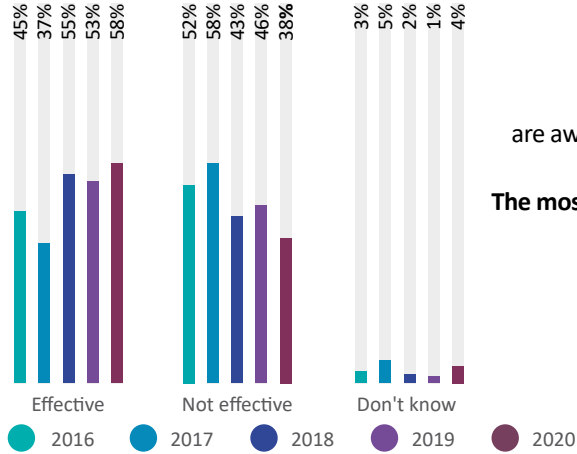
## Public Opinion in Republic of Moldova

### Does the European Union provide your country with financial support?



### Effectiveness of EU support & knowledge of specific programmes

#### How effective do you think the support has been?



**45%**

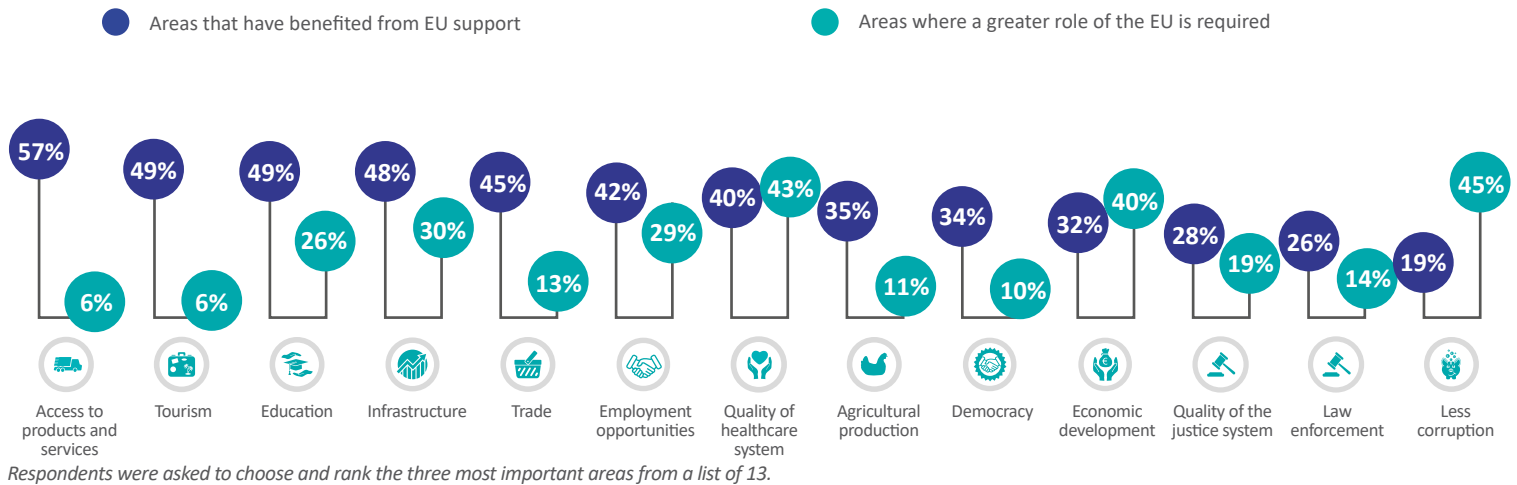
are aware of specific programmes financed by the EU

**The most well-known programmes are in the fields of:**

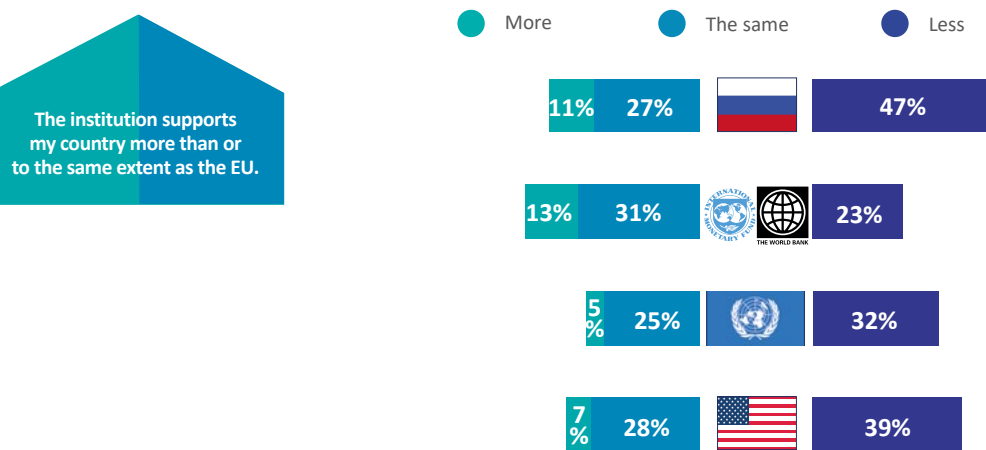
- Infrastructure development
- Education
- Health and medicine

Percentages based on citizens who are aware of EU support.

### EU support to Moldova: areas that have benefited 'very much' or 'fairly' versus areas where a greater role of the EU is required



### Would you say that the following institutions provide more, the same, or less financial support to Moldova than the European Union?



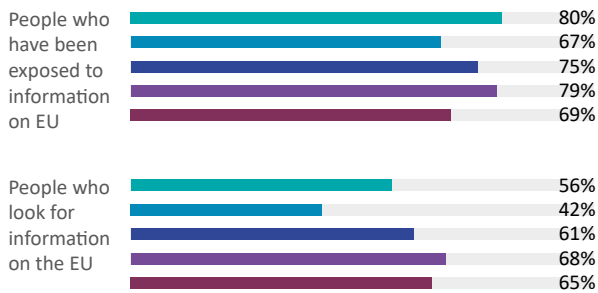
The institution supports my country less than the EU.

Between 15% and 38% of Moldovans did not have enough information to answer the question.

# SOURCES OF INFORMATION ON THE EU

## Public Opinion in Republic of Moldova

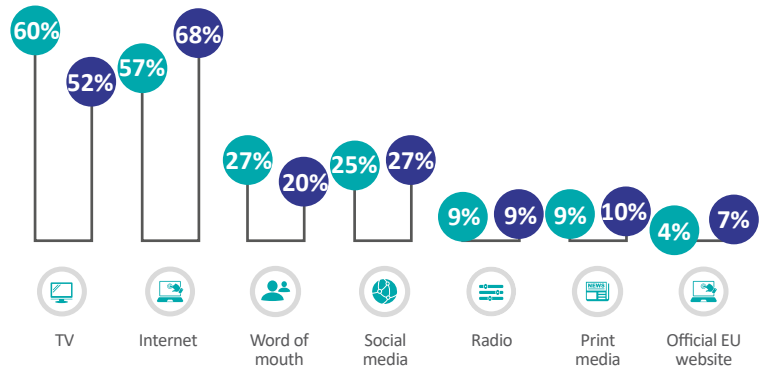
### Passive and active exposure to information on the EU



● 2016 ● 2017 ● 2018 ● 2019 ● 2020

27% of citizens frequently searched for information on the EU in 2020.

### Source of information



● Moldovans who have seen/heard information on the EU in the last 3 months ● Moldovans who usually look for information on the EU

### Most searched topics



Percentages based on people who usually look for information on the EU.

### Quality of information

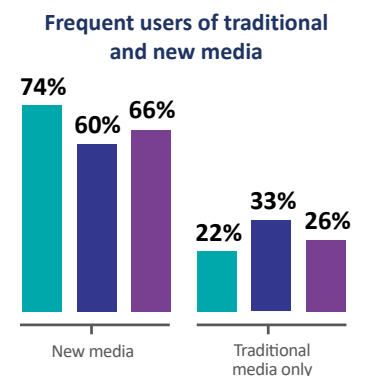
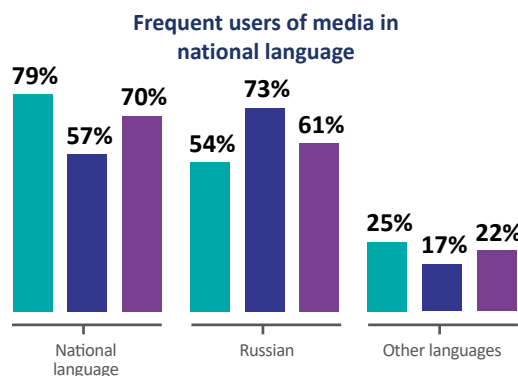
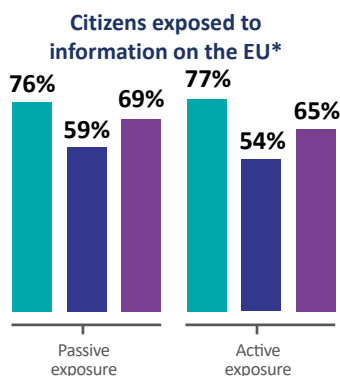


65% of citizens looks at EU-related news in their native language; 28% in Russian and 5% in English.

Percentages based on people who usually look for information on the EU.

### Media usage and attitudes towards the EU

● Citizens with a positive image of the EU ● Citizens with a neutral image of the EU ● Overall population



\*Passive: Citizens who have seen/heard information on the EU in the last three months – Active: Citizens who usually look for information on the EU.