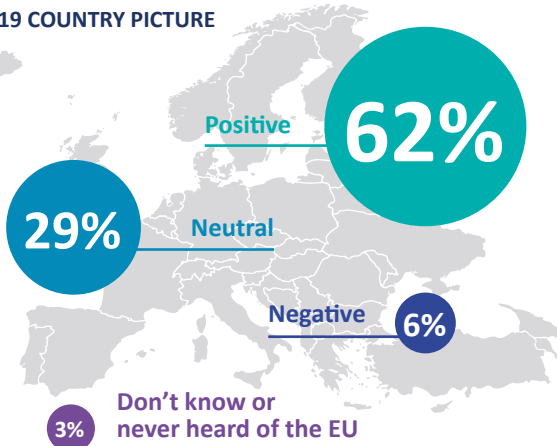


PERCEPTIONS OF THE EUROPEAN UNION

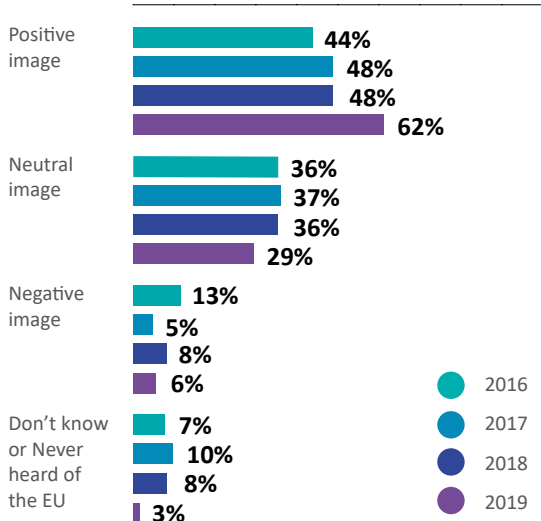
Public Opinion in Armenia

Do you have a positive, neutral or negative image of the EU?

2019 COUNTRY PICTURE



CHANGE OVER TIME: FROM 2016 TO 2019



VALUES ASSOCIATED WITH THE EU

Top 3 values

- Freedom of speech (92%)
- Human rights (91%)
- Individual freedom (91%)

Lowest 3 values

- Honesty and Transparency (79%)
- Equality and social justice (78%)
- Absence of corruption (60%)

PERSONAL VALUES

Top 3 values

- Peace, security and stability (58%)
- Economic prosperity (42%)
- Human rights (32%)

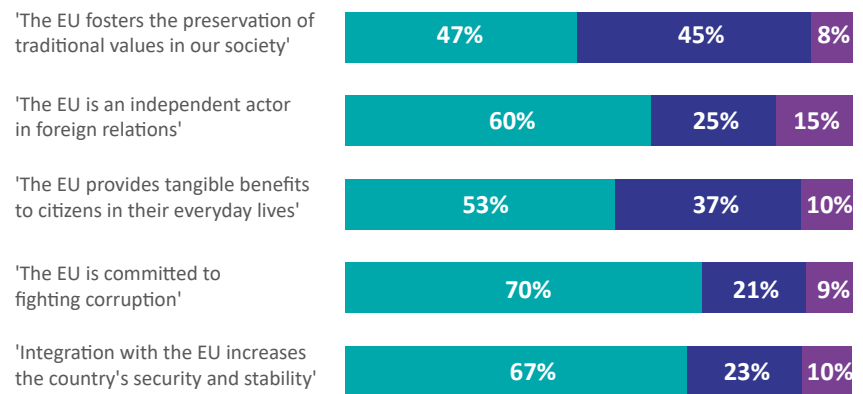
Lowest 3 values

- Respect for other cultures/minorities (8%)
- Freedom of religion (8%)
- Freedom of the media (2%)

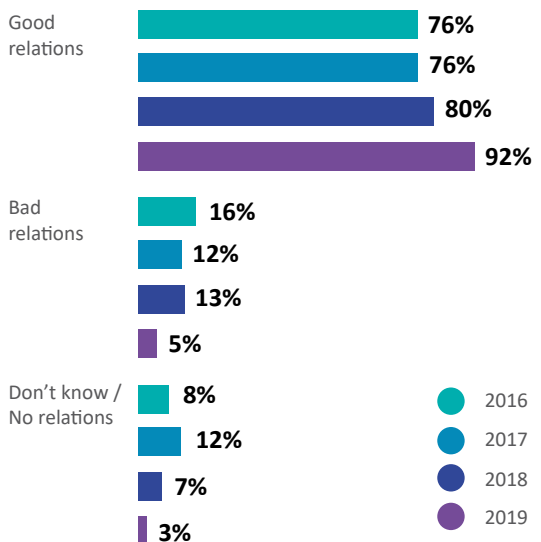
Respondents were asked to choose and rank the three most important values from a list of 13 items.

To what extent do you agree with the following statements about the EU?


● Strongly or somewhat ● Not really or not at all ● Don't know



How would you describe the relations between the EU and your country?



Trust towards the EU and other international institutions

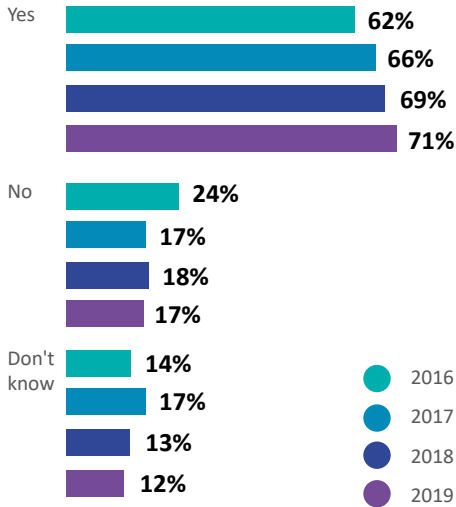


The EU continues to be the most trusted foreign institution, although a decrease of 9 percentage points in trust was assessed since 2018.

AWARENESS AND EFFECTIVENESS OF EU SUPPORT

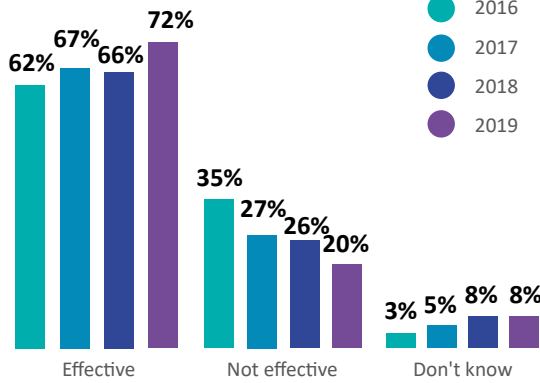
Public Opinion in Armenia

Does the European Union provide your country with financial support?



Effectiveness of EU support & knowledge of specific programmes

How effective do you think the support has been?



Percentages based on citizens who are aware of EU support.

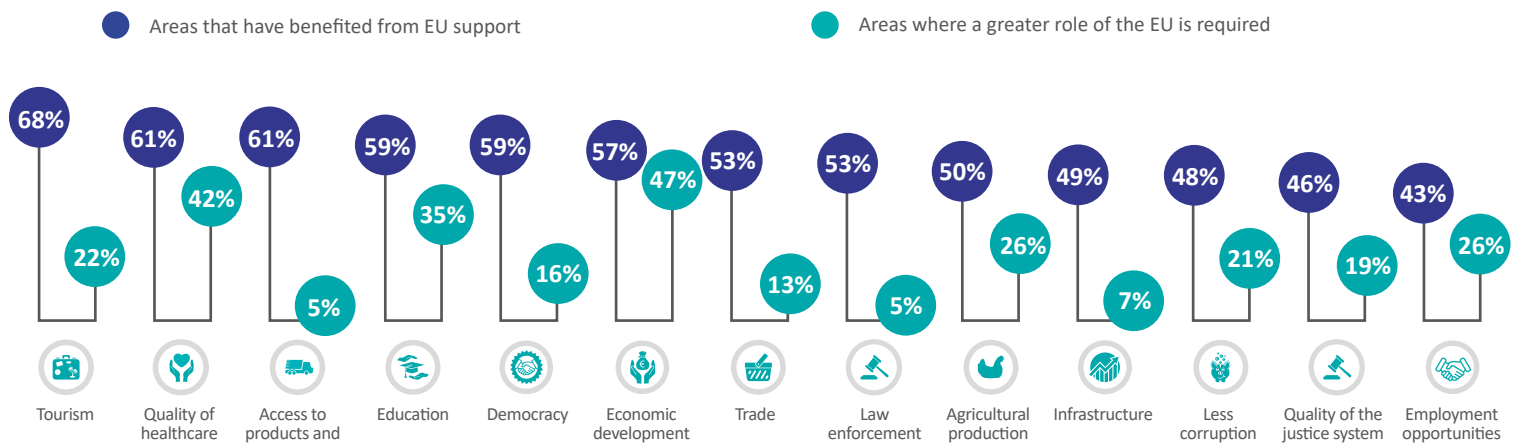
40%

are aware of specific programmes financed by the EU

The most well-known programmes are in the fields of:

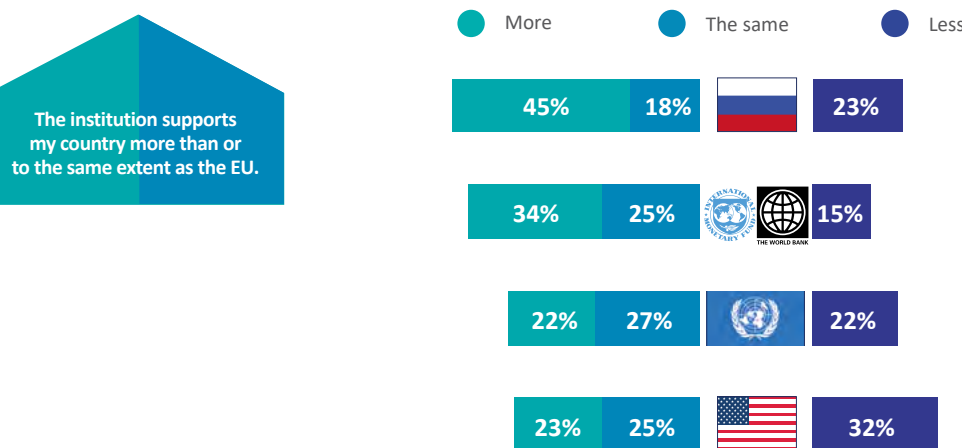
- Education
- Agriculture and rural development
- Health and medicine

EU support to Armenia: areas that have benefited 'very much' or 'fairly' versus areas where a greater role of the EU is required



Respondents were asked to choose and rank the three most important areas from a list of 13.

Would you say that the following institutions provide more, the same, or less financial support to Armenia than the European Union?



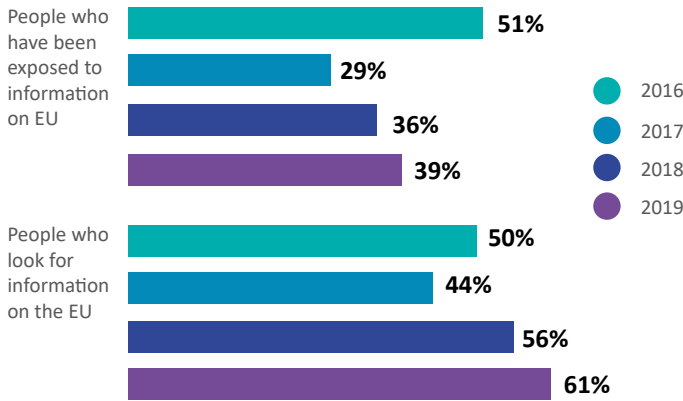
The institution supports my country less than the EU.

Between 14% and 29% of Armenians did not have enough information to answer the question.

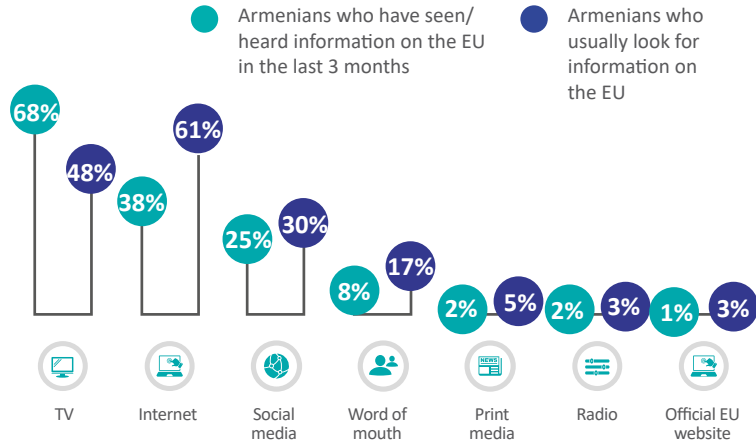
SOURCES OF INFORMATION ON THE EU

Public Opinion in Armenia

Passive and active exposure to information on the EU

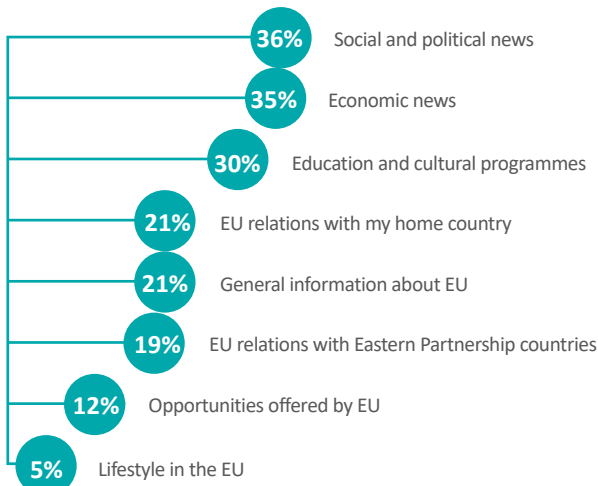


28% of citizens frequently searched for information on EU in 2019.



Source of information

Most searched topics



Percentages based on people who usually look for information on the EU.

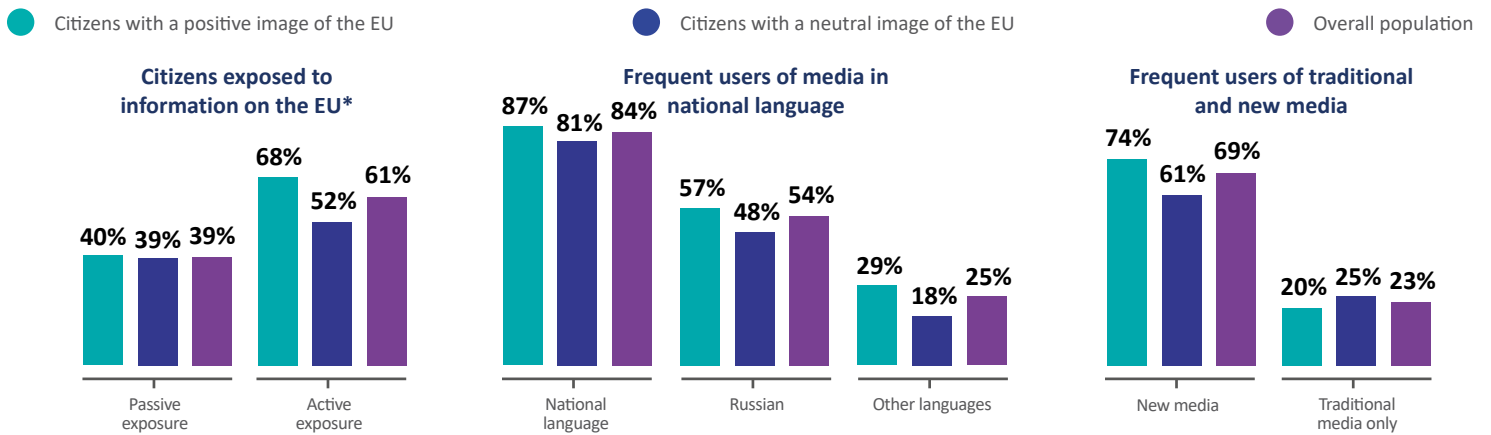
Quality of information



71% of citizens looks at EU-related news in their native language; 18% in Russian and 11% in English.

Percentages based on people who usually look for information on the EU.

Media usage and attitudes towards the EU



*Passive: Citizens who have seen/heard information on the EU in the last three months – Active: Citizens who usually look for information on the EU.