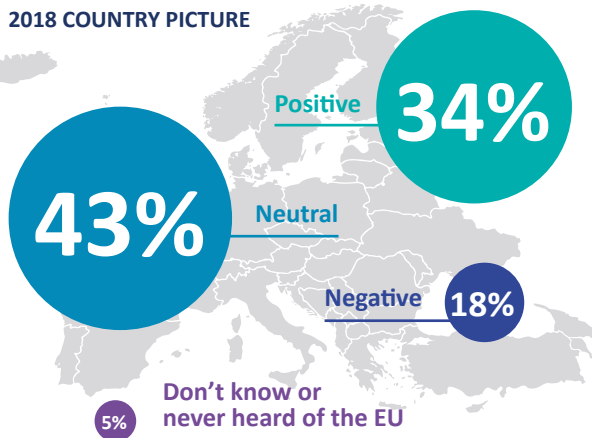


# PERCEPTIONS OF THE EUROPEAN UNION

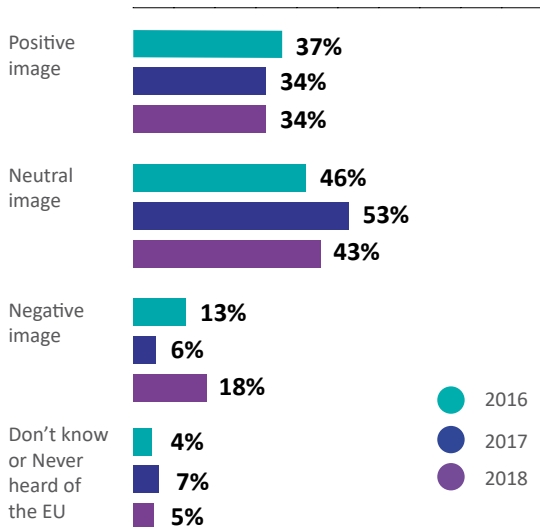
## Public Opinion in Belarus

### Do you have a positive, neutral or negative image of the EU?

#### 2018 COUNTRY PICTURE



#### CHANGE OVER TIME: FROM 2016 TO 2018



#### VALUES ASSOCIATED WITH THE EU

##### Top 4 values

- Freedom of religion (69%)
- Human rights (67%)
- Individual freedom (66%)
- Freedom of the media (66%)

##### Lowest 3 values

- Peace, security and stability (51%)
- Honesty and transparency (50%)
- Absence of corruption (42%)

#### PERSONAL VALUES

##### Top 3 values

- Peace, security and stability (61%)
- Human rights (41%)
- Individual freedom (39%)

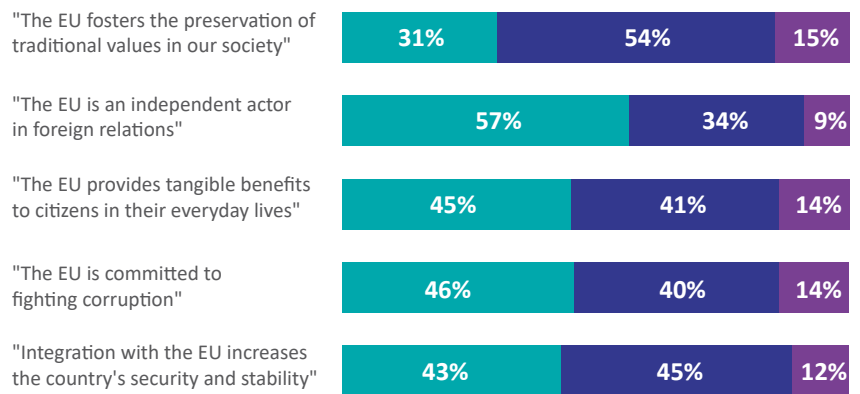
##### Lowest 3 values

- Respect for other cultures, minorities (8%)
- Freedom of religion (7%)
- Freedom of the media (4%)

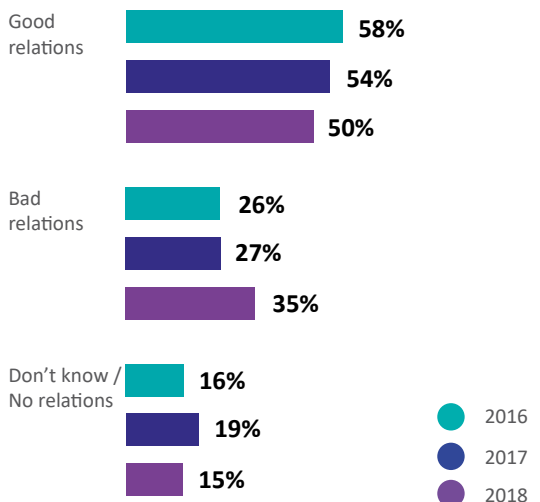
Respondents were asked to choose and rank the three most important values from a list of 13 items.

### To what extent do you agree with the following statements about the EU?


● Strongly or somewhat
 ● Not really or not at all
 ● Don't know



### How would you describe the relations between the EU and your country?



### Trust towards the EU and other international institutions

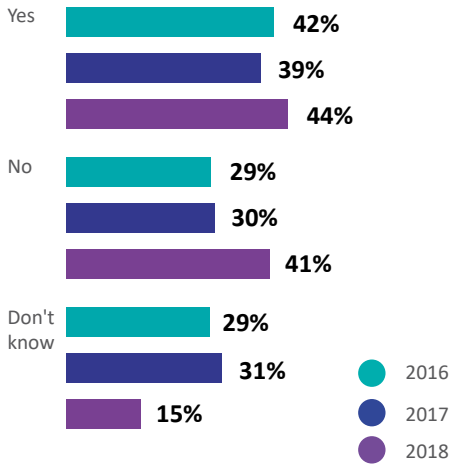


Compared to 2017, trust in the EU has decreased by 5%.

# AWARENESS AND EFFECTIVENESS OF EU SUPPORT

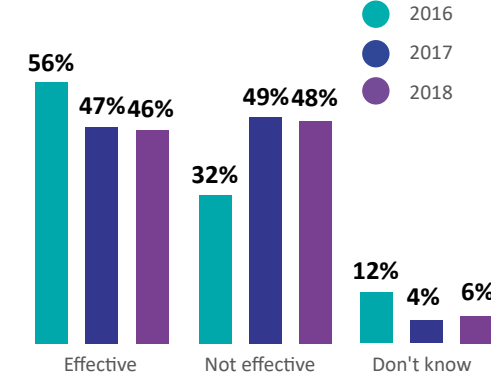
## Public Opinion in Belarus

### Does the European Union provide your country with financial support?



### Effectiveness of EU support & knowledge of specific programmes

#### How effective do you think the support has been?



Percentages based on citizens who are aware of EU support.

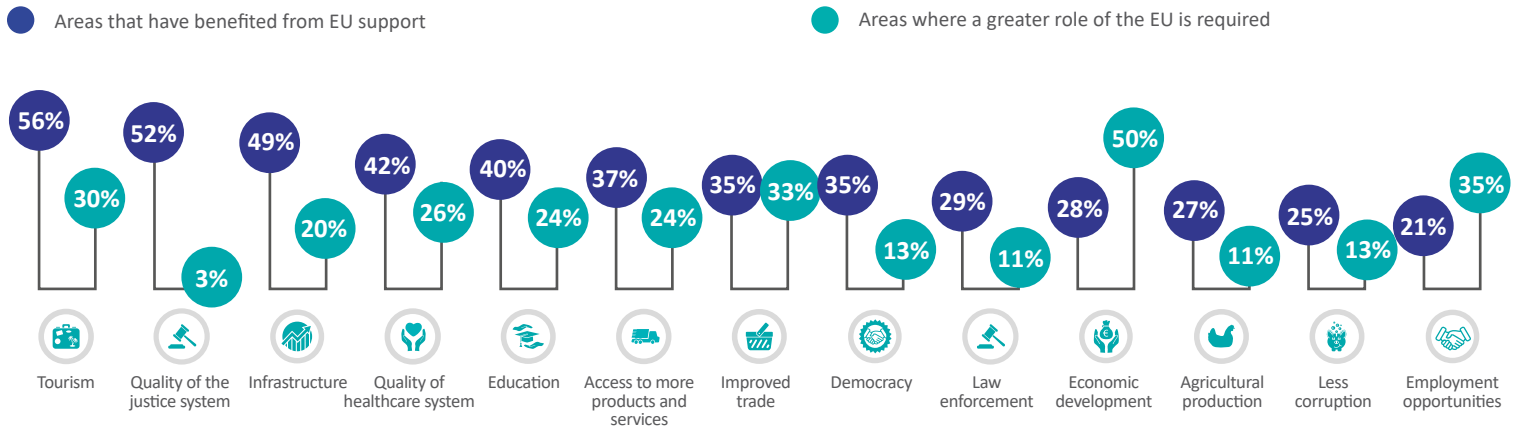
54%

are aware of specific programmes financed by the EU

The most well-known programmes are in the fields of:

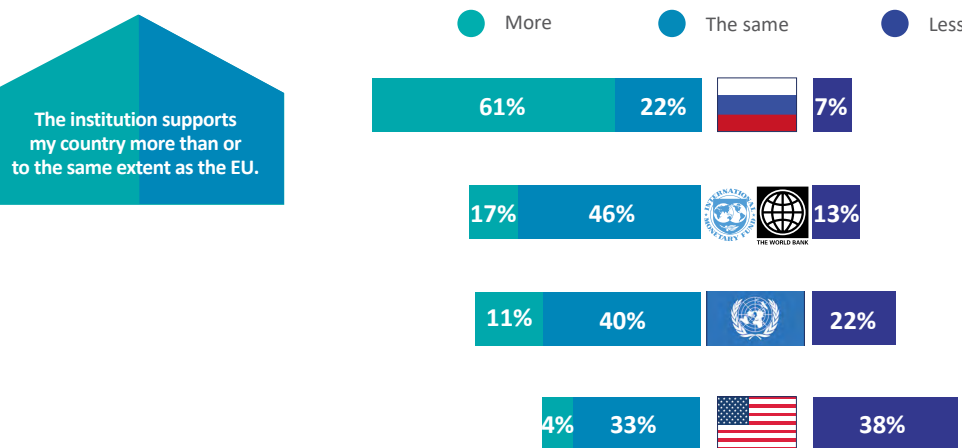
- Education
- Economic reforms/business promotion
- Health and medicine

### EU support to Belarus: areas that have benefited 'very much' or 'fairly' versus areas where a greater role of the EU is required



Respondents were asked to choose and rank the three most important areas from a list of 13.

### Would you say that the following institutions provide more, the same, or less financial support to Belarus than the European Union?



The institution supports my country less than the EU.

Between 10% and 27% of Belarusians did not have enough information to answer the question.

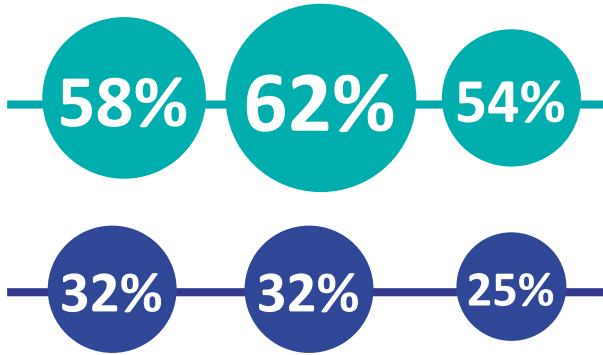
# SOURCES OF INFORMATION ON THE EU

## Public Opinion in Belarus

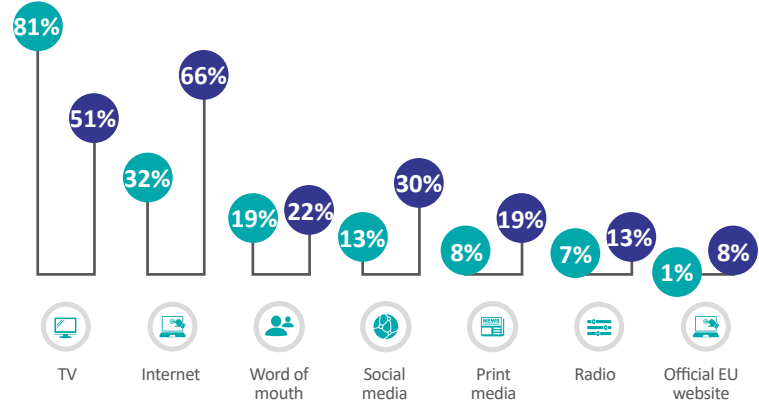
### Passive and active exposure to information on the EU

● Belarusians who have seen/heard information on the EU in the last 3 months

● Belarusians who usually look for information on the EU



5% of citizens frequently searched for information on the EU in 2018.



Source of information

### Most searched topics



### Quality of information



97% of citizens look at EU-related news in Russian, 2% in English and 1% in their national language

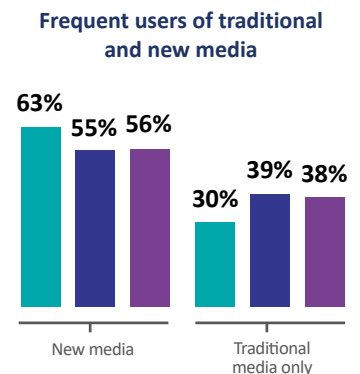
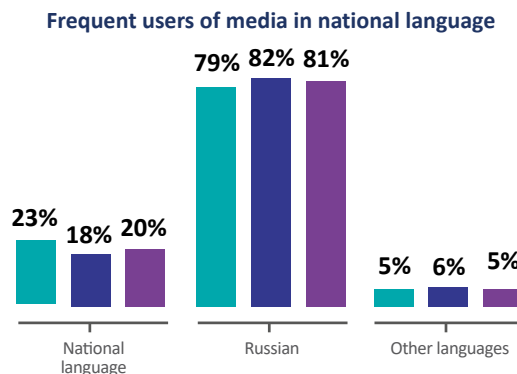
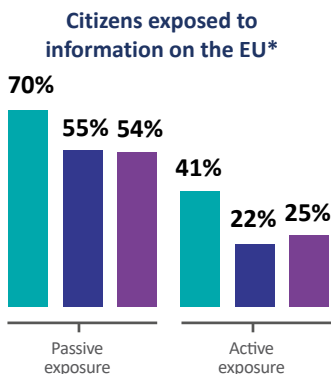
Percentages based on people who usually look for information on the EU.

### Media usage and attitudes towards the EU

● Citizens with a positive image of the EU

● Citizens with a neutral image of the EU

● Overall population



\*Passive: Citizens who have seen/heard information on the EU in the last three months – Active: Citizens who usually look for information on the EU.