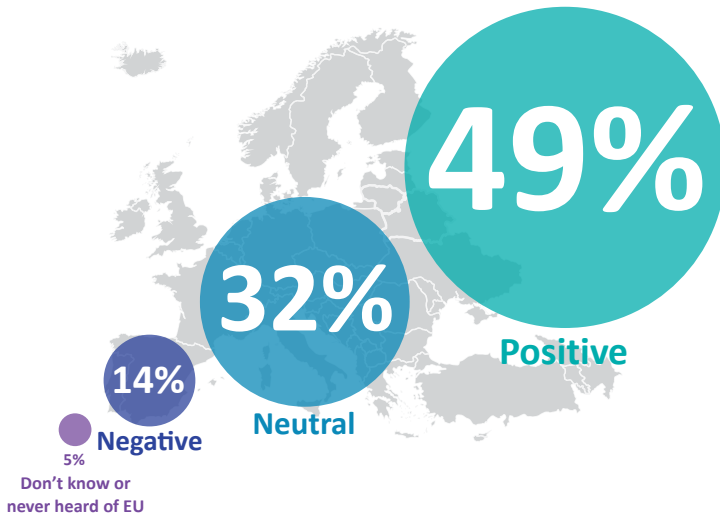


# Perceptions of the European Union Public Opinion in Ukraine

Do you have a positive, neutral or negative view of the European Union?

## COUNTRY PICTURE



## EU PERCEPTION AT A GLANCE

Every second Ukrainian feels positive about the EU

Men, younger people and residents of western regions are more likely to be

**PRO EU**



### TOP VALUES ASSOCIATED WITH THE EU

- Democracy and freedom
- Economic prosperity
- Human rights and rule of law



### POSITIVE VIEWS ARE ASSOCIATED WITH

- Democracy, freedom, peace & security
- Living conditions and per capita income
- Stability and order
- Work and living opportunities



### NEGATIVE VIEWS ARE ASSOCIATED WITH

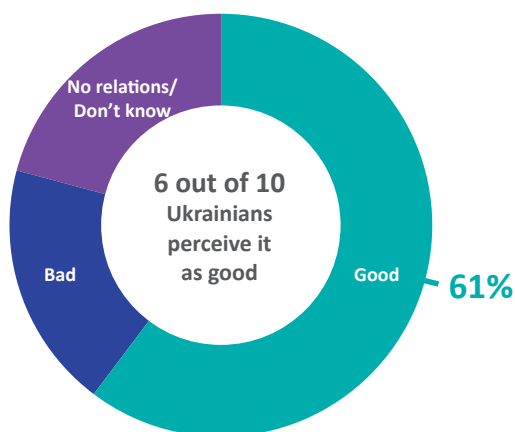
- EU is distant/Ukraine not ready for joining
- Dislike of EU-Ukraine relationship
- Don't know
- Inappropriateness of values/behaviors




### NEUTRAL VIEWS ARE ASSOCIATED WITH

- Situation in the EU
- Don't know
- False promises
- No specific reasons

## How would you describe relations between the EU and your country?

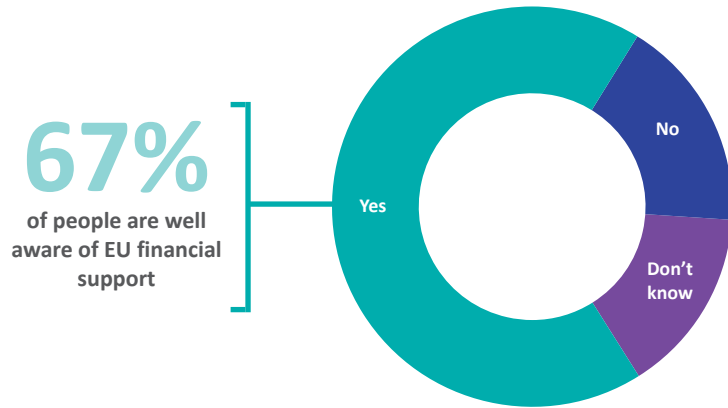


## Trust in international institutions



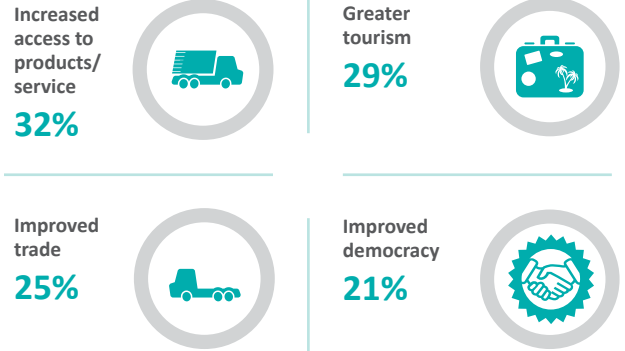
# Awareness and Effectiveness of EU Support Public Opinion in Ukraine

Does the European Union provide your country with financial support for cooperation programmes?



To what extent would you say your country has benefited from current EU support?

The EU has contributed the most to the following sectors in my country



Percentage based on number of 'very much' or 'fairly' answers

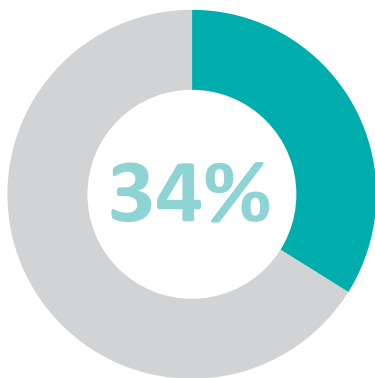
The EU should contribute more to the following sectors in my country



Percentage based on number of 'not at all' answers

How effective do you think the support has been?

Percentage of citizens that deem the EU support effective



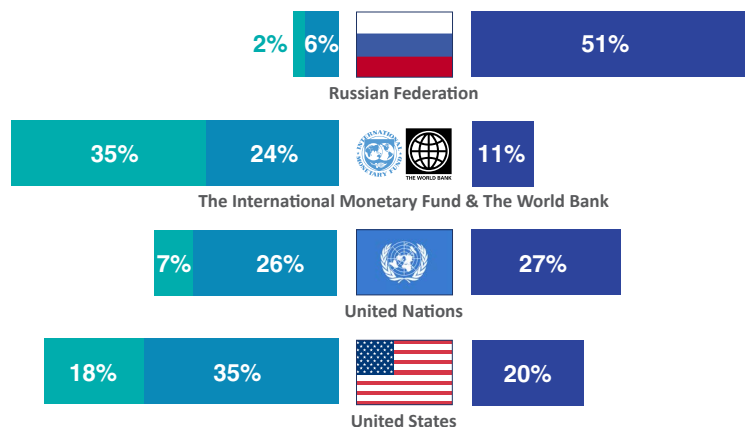
Satisfied citizens are more likely to be

- Residents of small and medium-sized cities
- Residents of western regions

Percentages based on citizens aware of EU support

Would you say the following international institutions provide more, the same or less financial support to your country than the European Union?

The Institution supports my country the same or more than the EU



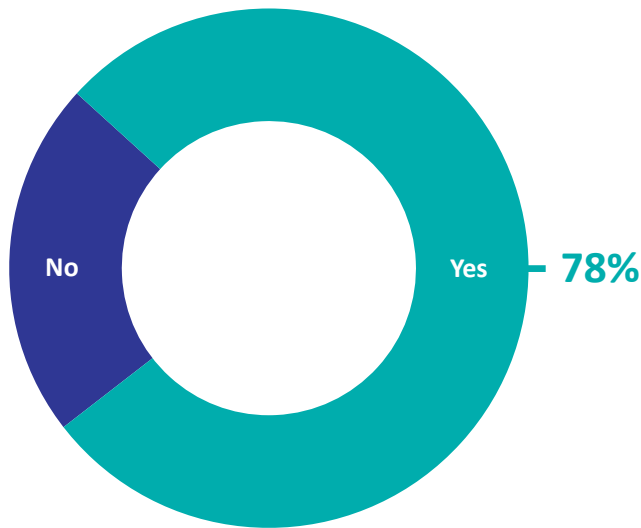
The Institution supports my country less than the EU

More than a third of the population did not have enough information to answer the question

- More
- The same
- Less

# Sources of Information on the EU Public Opinion in Ukraine

Have you seen or heard any information about the EU in last three months?




## Topics of interest



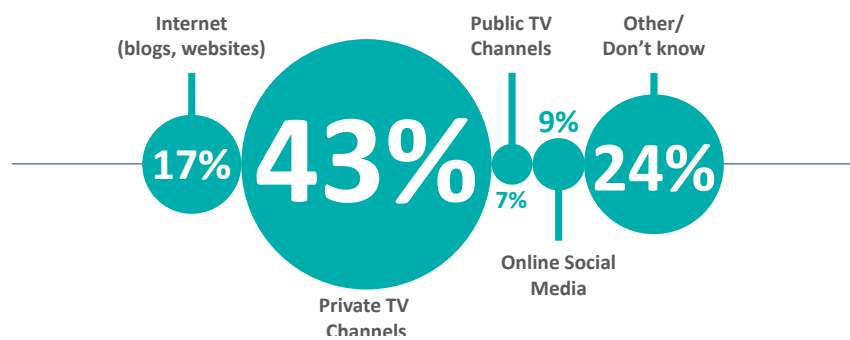
Every second Ukrainian stated that they are not interested in getting information about the EU

Findings based on citizens who frequently look for information on the EU

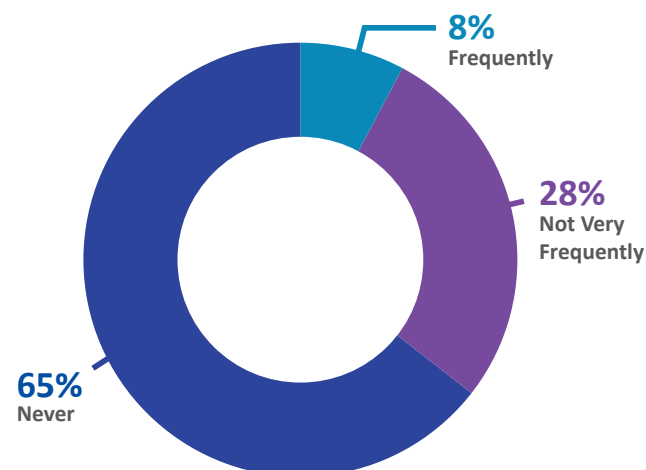
Where or from whom did you hear information about the EU?



Most reliable source of news for political matters



How often do you look for/ access information on the EU?



Accessibility of information on the EU

Residents of central and western regions and people with higher education have been relatively more exposed to information about the EU



The majority of the population feels that the EU is presented positively on national media however **half of the population** is not satisfied with the level of information provided by the government on the EU and **admit** that what they read or watch fairly influences their perception of the EU

Figures based on people who frequently look for information on the EU