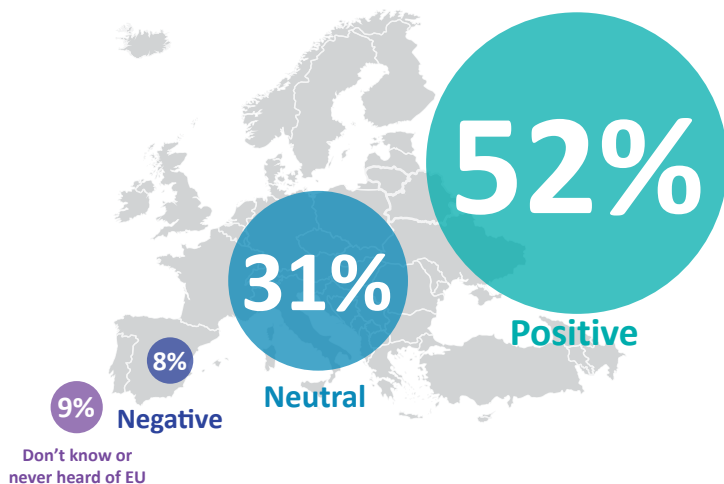


Perceptions of the European Union Public Opinion in Georgia

Do you have a positive, neutral or negative view of the European Union?

COUNTRY PICTURE



EU PERCEPTION AT A GLANCE

Every second Georgian feels positive about the EU

Men, younger people, residents of medium/large cities and eastern regions are more likely to be...

PRO EU



TOP VALUES ASSOCIATED WITH THE EU

- Freedom
- Human rights
- Rule of law/Economic prosperity/Democracy



POSITIVE VIEWS ARE ASSOCIATED WITH

- Democracy and freedom
- Economic prosperity
- Peace and security
- Work and trade opportunities



NEGATIVE VIEWS ARE ASSOCIATED WITH

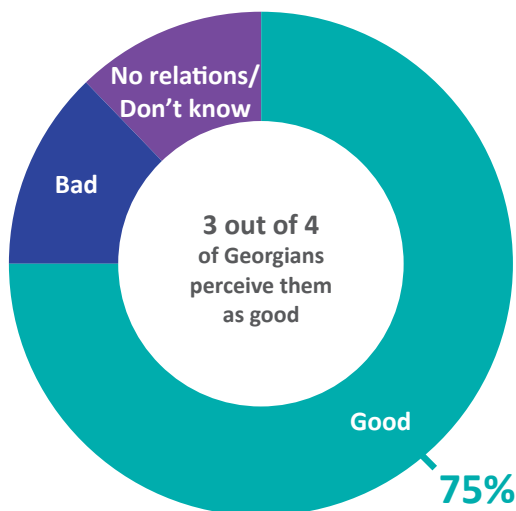
- Absolute dislike of the EU
- The EU causes tension in neighbouring countries
- Formal and ineffective
- The EU imposes its opinion and values




NEUTRAL VIEWS ARE ASSOCIATED WITH

- Don't know
- Lack of information
- Lack of interest

How would you describe relations between the EU and your country?

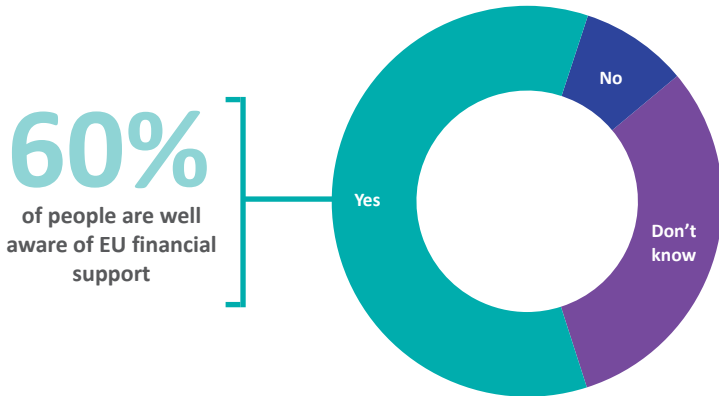


Trust in international institutions



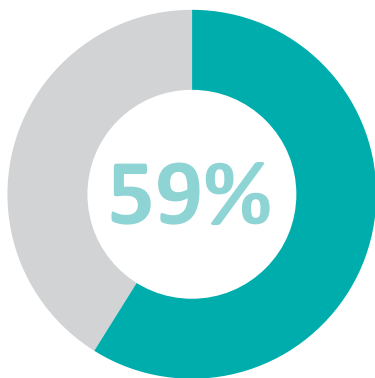
Awareness and Effectiveness of EU Support Public Opinion in Georgia

Does the European Union provide your country with financial support for cooperation programmes?



How effective do you think the support has been?

Percentage of Citizens that deem the EU support effective



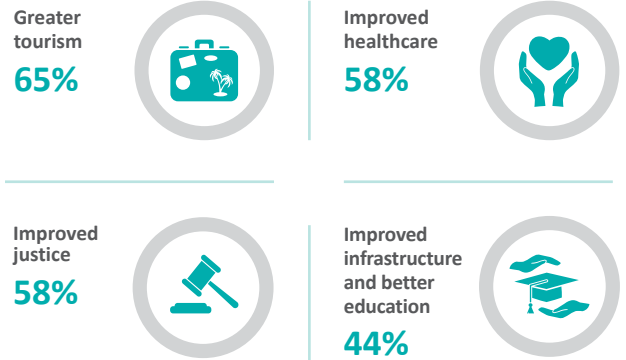
Percentages based on citizens aware of EU support

Satisfied citizens are more likely to be

- Men
- Younger people
- Residents of small cities
- People with less education
- Residents of western and eastern regions


To what extent would you say your country has benefited from current EU support?

The EU has contributed the most to the following sectors in my country



Percentage based on number of 'very much' or 'fairly' answers

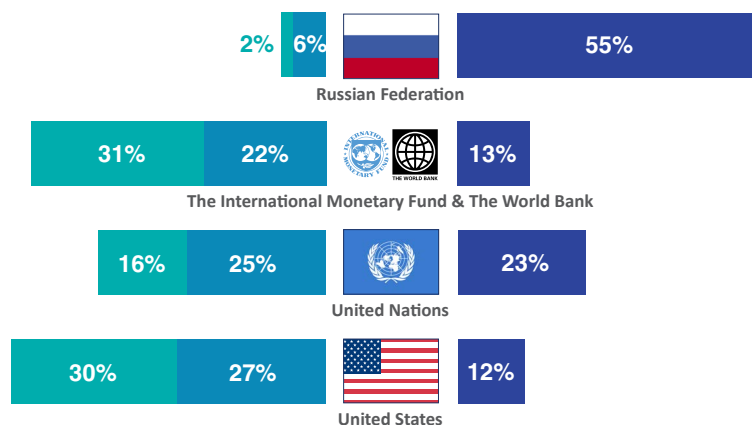
The EU should contribute more to the following sectors in my country



Percentage based on number of 'not at all' answers

Would you say the following international institutions provide more, the same or less financial support to your country than the European Union?

The Institution supports my country the same or more than the EU



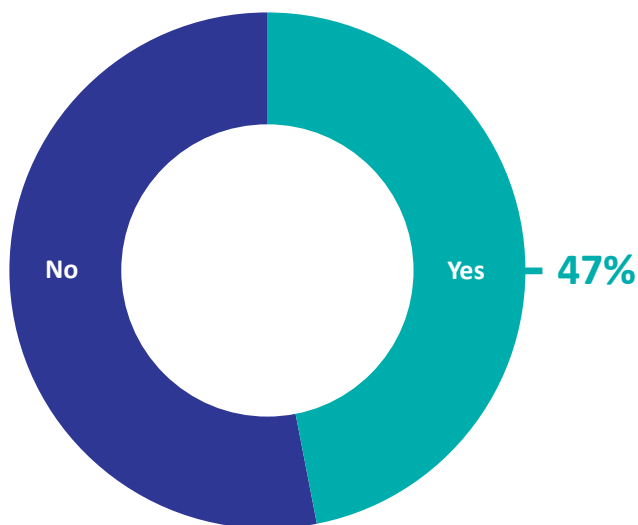
The Institution supports my country less than the EU

About a third of the population did not have enough information to answer the question

- More
- The same
- Less

Sources of Information on the EU Public Opinion in Georgia

Have you seen or heard any information about the EU in last three months?




Topics of interest




Findings based on citizens who frequently look for information on the EU

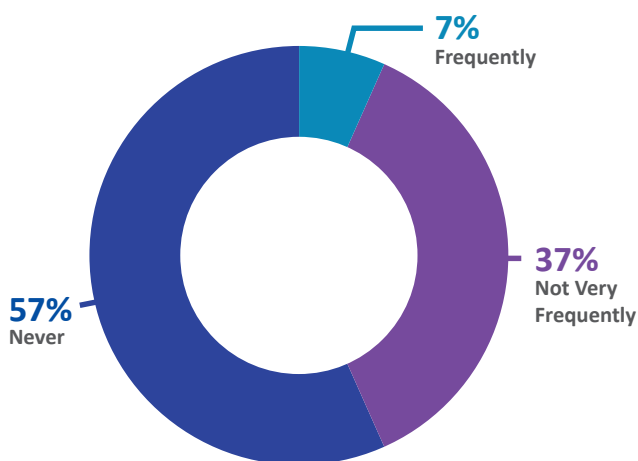
Where or from whom did you hear information about the EU?



Most reliable source of news for political matters



How often do you look for/ access information on the EU?



Accessibility of information on the EU

Residents of big cities and eastern regions have been relatively more exposed to information about the EU



The majority of the population feels that the EU is presented positively on national media however 7 out of 10 citizens are not satisfied with the level of information provided by the government on EU-related topics

Figures based on people who frequently look for information on the EU